

**OUR ROADS**  
WILL CONVERGE WITH YOURS



WE ARE ON THE ROADS  
For a cleaner world

## NEW IDEAS AND CHANGING NEEDS ARE **EXCITING FOR US**

Since 2011 we have been a driving force in electric energy for achieving a cleaner world.

Our reason for existence is to be a leader of technological design and sustainability in business and city life. Our cars generate their energy from electricity and we generate our energy from producing solutions towards changing the world.

With our comprehensive design and R&D studies, we produce PILOT CAR vehicles with superior care and hard work through integrated production lines in our own facilities.

With the experience we have gained since our establishment we have produced thousands of electric vehicles, such as golf carts, service carts, vans, ambulance vehicles and gastrocars. You can easily integrate these vehicles in your everyday life.

We are excited by new ideas and changing needs, so we can design and manufacture our cars exactly to your demands and desires. We have production facilities in Turkey and the United States, offices in Germany and Bulgaria, dozens of engineers and an extensive service network. With our customers' passion for PILOT CAR, we continue to grow and gain mileage with each passing day.



# THE WORLD SHOULD STAY **YOUNG LIKE US!**

## **SUSTAINABLE LIFE**

PILOT CAR is developed in such a way that, while offering you practical solutions in your daily work and social life; at the same time it is responsive for the environment which we are a part of. It is an important actor of the concept of sustainable life which is necessary for all living things.

## **“o” EMISSION**

For protecting the environment and a more livable world, PILOT CAR manufactures only 100% Electric Vehicles.

## **WHY PILOT CAR?**

Our choices that change within the axis of developing technology and transforming life standards, promotes us to use Electric Vehicles.



# BY THE BOOK



PC-2





# PURSUIT OF PASSION

# PC-2 GOLF



**ON BOARD CHARGING UNIT**  
With 110-220 Volt system voltage,  
recharge within 6-8 hours



**37 mi (60 KM) RANGE**  
With full charge  
37 mi (60 km) range



**0 EMISSION**  
100% electrical,  
environmentally friendly



**REGENERATIVE BRAKING SYSTEM**  
Increase of efficiency in  
energy consumption



**SOLID & AESTHETIC**  
With the dynamic and elegant  
design, all eyes are on you



**AC MOTOR**  
Clean environment,  
high performance





## LUXURY AND COMFORT

PILOT CAR brings luxury, comfort and serenity along with a practicality that makes life easier.

Designed specifically for your needs, it promises you a quality ride.








## POWER OF DESIGN

If you live for passion and adrenaline it will meet your expectations  
For those who love to explore in the most challenging conditions...





# PC-2



## POWER

ELECTRIC-48 V (AC/DC)

Motor Power	AC	DC
	-4 kW (5.44 hp) Rated 9.6 kW (13 hp) Peak	-3 kW (4.08 hp) Rated
	-6 kW (8.20 hp) Rated 12.46 kW (16.95 hp) Peak	-4 kW (5.44 hp) Rated

Battery	6X8V TROJAN T-875 (8.16 kWh)
Charge Unit	DELTA-Q QuiQ 1000 Onboard Charge Unit 110-220 VAC@8 1A/48V

Motor Control Unit	AC	DC
	CURTIS (350 A-450 A) SEVCON (450 A)	CURTIS (275 A) SEVCON (300 A)

## STEERING & SUSPENSION SYSTEM

Steering	Self-compensating double reduction helical rack-and-pinion
Suspension Front	Fully independent McPherson style strut suspension
Suspension Rear	Semi independent, swing arm with coil springs over hydraulic shock absorbers

## BRAKE SYSTEM

Service Brake	Self adjusting mechanical, rear wheel drum brakes and regenerative braking Option: 4-wheel hydraulic drum brake system
Parking Brake	Foot actuated multi-lock parking brake Option: Elektromagnetic parking brake

## BODY & CHASSIS

Body	Naturally colored Thermoplastic ABS White, Midnight Blue, Red
Chassis	Automotive style steel frame with high corrosion resistance Sanding /E-coating/ Static Wet Paint

## PERFORMANCE

Max. Forward Speed	15 mph - 25 mph* (24 kph - 40 kph*)
Max. Reverse Speed	5 mph (8 kph)
Range	37 mi (60 km)**
Max. Gradeability	25%
Charge Time	80% - 6 hrs 100% - 8 hrs
Turning Radius	9.8 ft (3 m)

\* Adjustable  
\*\* EU: 134/2014

## GENERAL

Curb Weight	1036 lb (470 kg)*
Passenger Capacity	1+1 Passenger 1+3 Passenger
Load Capacity	881 lb (400 kg)
Tow Capacity	1102 lb (500 kg)
Tyre Dimensions	18 x 8.5-8 (6 ply) 20.5 x 8-10 (6 ply) 22 x 9.50-10 Off-Road Tyre**

\* Standart Vehicle w/ batteries  
\*\* Only applied w/ lift kit option

## DIMENSIONS

Standart Vehicle w/o Options

Length	94.2 in (2395 mm)
Width	47.8 in (1215 mm)
Height	77.3 in (1965 mm)* 47.2 in (1200 mm)**
Wheelbase	64.5 in (1640 mm)
Ground Clearance	4.3 in (110 mm)

\* w/ Suntop  
\*\* w/o Suntop

## WARRANTY

Warranty	2 years full warranty (Less wearable items) 5 years limited warranty (Motor and motor control unit)
----------	--



*Spectacular*  
**SIMPLICITY**



PC-4



# ADMIRABLE



#### ON BOARD CHARGING UNIT

With 110 - 220 Volt system voltage, recharge within 6-8 hours



#### 50 mi (80 KM) RANGE

With full charge  
50 mi (80 km) range



#### 0 EMISSION

100% electrical,  
environmentally friendly



#### REGENERATIVE BRAKING SYSTEM

Increase of efficiency in  
energy consumption



#### SOLID & AESTHETIC

With the dynamic and elegant  
design, all eyes are on you



#### AC MOTOR

Clean environment,  
high performance

# PC-4





PC-4

## STAND OUT FROM YOUR NEIGHBOUR

Be prepared to be seen with envy because we're pretty cool.  
Splendor and performance are our business.

PILOT CAR always impresses.







## IT'S TIME TO DISCOVER

When you get behind the wheel you will experience enhanced grip, ergonomic design, high maneuverability and durability, as well as easy access to spare parts and maintenance.

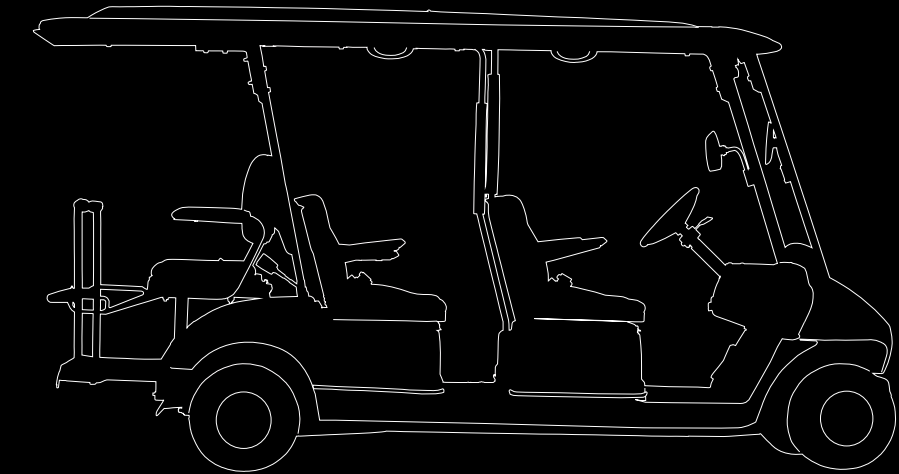
This is exactly what PILOT CAR was made for.



# PC-4 LIFTED



# PC-4



<b>POWER</b> ELECTRIC-48 V (AC)	
<b>Motor Power</b>	<b>AC</b>
	-4 kW (5,44 hp) Rated 9,6 kW (13 hp)Peak -6 kW (8,20 hp) Rated 12,46 kW (16,95 hp) Peak -10 kW (13,60 hp) Rated 22,43 kW (30,50 hp) Peak

<b>Battery</b>	8X6V TROJAN T-125 (11,52 kWh)
<b>Charge Unit</b>	DELTA-Q QuiQ 1000 Onboard Charge Unit 110-220 VAC@8 1A/48V

<b>Motor Control Unit</b>	<b>AC</b>
	CURTIS (350 A-450 A-650 A) SEVCON (450 A-650 A)

## STEERING & SUSPENSION SYSTEM

<b>Steering</b>	Self-compensating double reduction helical rack-and-pinion
<b>Suspension Front</b>	Fully independent McPherson style strut suspension
<b>Suspension Rear</b>	Semi independent, swing arm with coil springs over hydraulic shock absorbers

## BRAKE SYSTEM

<b>Service Brake</b>	Self adjusting mechanical, rear wheel drum brakes and regenerative braking Option: 4-wheel hydraulic drum brake system
<b>Parking Brake</b>	Foot actuated multi-lock parking brake Option: Elektromagnetic parking brake

## BODY & CHASSIS

<b>Body</b>	Naturally colored Thermoplastic ABS White, Midnight Blue, Red
<b>Chassis</b>	Automotive style steel frame with high corrosion resistance Sanding /E-coating/ Static Wet Paint

## PERFORMANCE

<b>Max. Forward Speed</b>	15 mph - 28 mph* (24 kph - 45 kph)*
<b>Max. Reverse Speed</b>	5 mph (8 kph)
<b>Range</b>	50 mi (80 km )**
<b>Max. Gradeability</b>	25%
<b>Charge Time</b>	80% - 7 hrs 100% - 9 hrs
<b>Turning Radius</b>	14,1 ft (4,3 m)

\* Adjustable  
\*\* EU: 134/2014

## GENERAL

<b>Curb Weight</b>	645 kg*
<b>Passenger Capacity</b>	1+3 Passenger 1+5 Passenger
<b>Load Capacity</b>	600 kg
<b>Tow Capacity</b>	1000 kg
<b>Tyre Dimensions</b>	18 x 8,5-8 (6 ply) 20,5 x 8-10 (6 ply) 22 x 9,50-10 Off-Road Tyre**

\* Standart Vehicle w/ batteries  
\*\* Only applied w/ lift kit option

## DIMENSIONS

Standart Vehicle w/o Options

<b>Length</b>	3240 mm
<b>Width</b>	1215 mm
<b>Height</b>	1965 mm* 1200 mm**
<b>Wheelbase</b>	2480 mm
<b>Ground Clearance</b>	110 mm

\* w/ Suntop  
\*\* w/o Suntop

## WARRANTY

<b>Warranty</b>	2 years full warranty (Less wearable items) 5 years limited warranty (Motor and motor control unit)
-----------------	--





DETERMINE  
LIMITS

PC-6



# BEYOND THE EXPECTATIONS



## ON BOARD CHARGING UNIT

With 110 - 220 Volt system voltage, recharge within 6-8 hours



## 50 mi (80 KM) RANGE

With full charge  
50 mi (80 km) range



## 0 EMISSION

100% electrical,  
environmentally friendly



## REGENERATIVE BRAKING SYSTEM

Increase of efficiency in  
energy consumption



## SOLID & AESTHETIC

With the dynamic and elegant  
design, all eyes are on you



## AC MOTOR

Clean environment,  
high performance



PC-6





## WITHIN THE LIFE

PILOT CAR offers you practical solutions in your daily work and social life; at the same time, it is developed to be sensitive to the environment we are part of.







## UNPARALLELED QUALITY

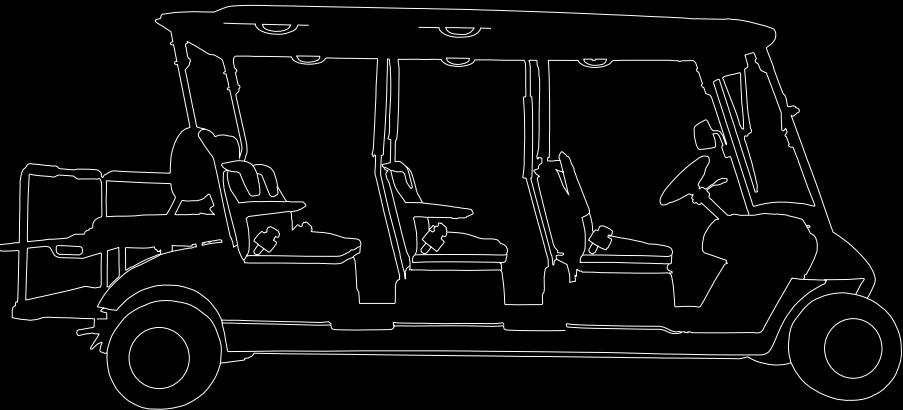
PILOT CAR reflects safe and quality design technology, as well as sales.  
We also prioritize after-sales maintenance services.



PC-6



# PC-6



## POWER ELECTRIC-48 V (AC)

Motor Power	AC
	-6 kW (8.20 hp) Rated 12.46 kW (16.95 hp) Peak -10 kW (13.60 hp) Rated 22.43 kW (30.50 hp) Peak

Battery	8X6V TROJAN T-125 (11.52 kW/h)
Charge Unit	DELTA-Q QuiQ 1000 Onboard Charge Unit 110-220 VAC@8 1A/48V

Motor Control Unit	AC
	CURTIS (450 A-650 A) SEVCON (450 A-650 A)

## STEERING & SUSPENSION SYSTEM

Steering	Self-compensating double reduction helical rack-and-pinion
Suspension Front	Fully independent McPherson style strut suspension
Suspension Rear	Semi independent leaf springs w/dual hydraulic shocks

## BRAKE SYSTEM

Service Brake	Self adjusting mechanical, rear wheel drum brakes and regenerative braking Option: 4-wheel hydraulic drum brake system
Parking Brake	Foot actuated multi-lock parking brake Option: Elektromagnetic parking brake

## BODY & CHASSIS

Body	Naturally colored Thermoplastic ABS White
Chassis	Automotive style steel frame with high corrosion resistance Sanding /E-coating/ Static Wet Paint

## PERFORMANCE

Max. Forward Speed	15 mph - 22 mph* (24 kph - 35 kph)*
Max. Reverse Speed	5 mph (8 kph)
Range	50 mi (80 km)**
Max. Gradeability	25%
Charge Time	80% - 7 hrs 100% - 9 hrs
Turning Radius	18.3 ft (5.6 m)

\* Adjustable  
\*\* EU: 134/2014

## GENERAL

Curb Weight	1644 lb (746 kg)*
Passenger Capacity	1+5 Passenger 1+7 Passenger
Load Capacity	1763 lb (800 kg)
Tow Capacity	3306 lb (1500 kg)
Tyre Dimensions	20.5 x 8-10 (6 ply)

\* Standart Vehicle w/ batteries  
\*\* Only applied w/ lift kit option

## DIMENSIONS

Standart Vehicle w/o Options

Length	159.4 in (4050 mm)
Width	48.2 in (1225 mm)
Height	78.7 in (2000 mm)* 48 in (1220 mm)**
Wheelbase	130.7 in (3320 mm)
Ground Clearance	5.6 in (143 mm)

\* w/ Suntop  
\*\* w/o Suntop

## WARRANTY

Warranty	2 years full warranty (Less wearable items) 5 years limited warranty (Motor and motor control unit)
----------	--



CO-WORKER



PC-W





# EASE YOUR BURDEN



**ON BOARD CHARGING UNIT**  
With 110 - 220 Volt system voltage,  
recharge within 6-8 hours



**50 mi (80 KM) RANGE**  
With full charge  
50 mi (80 km) range



**0 EMISSION**  
100% electrical,  
environmentally friendly



**REGENERATIVE BRAKING SYSTEM**  
Increase of efficiency in  
energy consumption



**SOLID & AESTHETIC**  
With the dynamic and elegant  
design, all eyes are on you



**AC MOTOR**  
Clean environment,  
high performance

PC-W





## PRACTICAL SOLUTIONS

With a wide range of functional equipment and accessories, PILOT CAR fits your lifestyle.  
You are always one step ahead of your competitors.



PC-W GASTROCAR

PC-W GASTROCAR





PC-W

## PROVEN ENDURANCE

PILOTCAR, which is produced through our extensive design and R&D process, is always the most powerful.

It runs from city life to suburban life, from hotel usage to university campuses, and everything in between.







PC-W CUSTOM

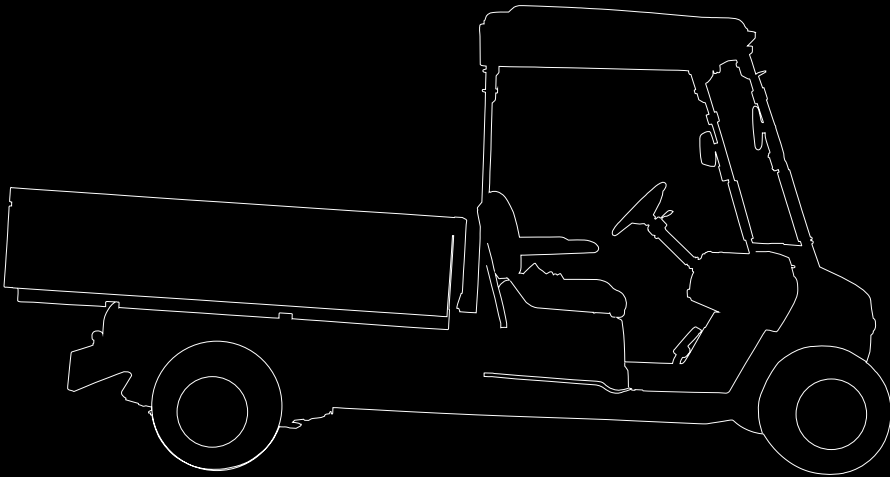
## BE DIFFERENT

A PILOT CAR made to your requirements can help lead you to success. Simply let us know your requests, and leave the rest to our PILOT CAR engineers.





# PC-W



## POWER

ELECTRIC-48 V (AC)

Motor Power	AC
	-6 kW (8.20 hp) Rated 12.46 kW (16.95 hp) Peak -10 kW (13.60 hp) Rated 22.43 kW (30.50 hp) Peak

Battery	8X6V TROJAN T-125 (11.52 kWh)
Charge Unit	DELTA-Q QuiQ 1000 Onboard Charge Unit 110-220 VAC@8 1A/48V

Motor Control Unit	AC
	CURTIS (450 A-650 A) SEVCON (450 A-650 A)

## STEERING & SUSPENSION SYSTEM

Steering	Self-compensating double reduction helical rack-and-pinion
Suspension Front	Fully independent McPherson style strut suspension
Suspension Rear	Semi independent leaf springs w/dual hydraulic shocks

## BRAKE SYSTEM

Service Brake	Self adjusting mechanical, rear wheel drum brakes and regenerative braking Option: 4-wheel hydraulic drum brake system
Parking Brake	Foot actuated multi-lock parking brake Option: Elektromagnetic parking brake

## BODY & CHASSIS

Body	Naturally colored Thermoplastic ABS White
Chassis	Automotive style steel frame with high corrosion resistance Sanding /E-coating/ Static Wet Paint

## PERFORMANCE

Max. Forward Speed	15 mph - 22 mph* (24 kph - 35 kph)*
Max. Reverse Speed	5 mph (8 kph)
Range	50 mi (80 km )**
Max. Gradeability	25%
Charge Time	80% - 7 hrs 100% - 9 hrs
Turning Radius	14.4 ft (4.4 m)

\* Adjustable  
\*\* EU: 134/2014

## GENERAL

Curb Weight	1457 lb (661 kg)*
Passenger Capacity	1+1 Passenger
Load Capacity	1763 lb (800 kg)
Tow Capacity	3306 lb (1500 kg)
Tyre Dimensions	20.5 x 8-10 (6 ply)

\* Standart Vehicle w/ batteries  
\*\* Only applied w/ lift kit option

## DIMENSIONS

Standart Vehicle w/o Options

Length	143.3 in (3640 mm)
Width	51.5 in (1310 mm)
Height	76.7 in (1950 mm)* 48 in (1220 mm)**
Wheelbase	98.4 in (2500 mm)
Ground Clearance	5.6 in (143 mm)

\* w/ Suntop  
\*\* w/o Suntop

## WARRANTY

Warranty	2 years full warranty (Less wearable items) 5 years limited warranty (Motor and motor control unit)
----------	--





# ALWAYS CARES ABOUT YOU



**ON BOARD CHARGING UNIT**  
With 110 - 220 Volt system voltage,  
recharge within 6-8 hours



**37 mi (60 KM) RANGE**  
With full charge  
37 mi (60 km) range



**0 EMISSION**  
100% electrical,  
environmentally friendly



**REGENERATIVE BRAKING SYSTEM**  
Increase of efficiency in  
energy consumption



**SOLID & AESTHETIC**  
With the dynamic and elegant  
design, all eyes are on you



**AC MOTOR**  
Clean environment,  
high performance

PC-A





PC-A




## BE ON THE SAFE SIDE

PILOTCAR is always the fastest when emergency action is required. With its easy and practical use, speed and maneuverability, it is the best in emergency medical assistance.



PC-A



POWER ELECTRIC-48 V (AC/DC)		
Motor Power	AC	DC
	-4 kW (5.44 hp) Rated 9.6 kW (13 hp) Peak	-3 kW (4.08 hp) Rated
	-6 kW (8.20 hp) Rated 12.46 kW (16.95 hp) Peak	-4 kW (5.44 hp) Rated

Battery	6X8V TROJAN T-875 (8.16 kWh)	
Charge Unit	DELTA-Q QuiQ 1000 Onboard Charge Unit 110-220 VAC@8 1A/48V	

Motor Control Unit	AC	DC
	CURTIS (350 A-450 A) SEVCON (450 A)	CURTIS (275 A) SEVCON (300 A)

STEERING & SUSPENSION SYSTEM

Steering	Self-compensating double reduction helical rack-and-pinion
Suspension Front	Fully independent McPherson style strut suspension
Suspension Rear	Semi independent, swing arm with coil springs over hydraulic shock absorbers

BRAKE SYSTEM

Service Brake	Self adjusting mechanical, rear wheel drum brakes and regenerative braking Option: 4-wheel hydraulic drum brake system
Parking Brake	Foot actuated multi-lock parking brake Option: Elektromagnetic parking brake

BODY & CHASSIS

Body	Naturally colored Thermoplastic ABS White
Chassis	Automotive style steel frame with high corrosion resistance Sanding /E-coating/ Static Wet Paint

PERFORMANCE

Max. Forward Speed	15 mph - 18 mph* (24 kph - 30 kph*)
Max. Reverse Speed	5 mph (8 kph)
Range	37 mi (60 km)**
Max. Gradeability	25%
Charge Time	80% - 6 hrs 100% - 8 hrs
Turning Radius	9.8 ft (3 m)

\* Adjustable  
\*\* EU: 134/2014

GENERAL

Curb Weight	1236 lb* (561 kg*)
Passenger Capacity	1+1 Passenger Stretcher
Load Capacity	661 lb (300 kg)
Tow Capacity	-
Tyre Dimensions	18 x 8.5-8 (6 ply) 20.5 x 8-10 (6 ply)

\* Standart Vehicle w/ batteries  
\*\* Only applied w/ lift kit option

DIMENSIONS

Standart Vehicle w/o Options

Length	109.2 in (2775 mm)
Width	53.5 in (1360 mm)
Height	79.3 in (2015 mm)* 48 in (1200 mm)**
Wheelbase	64.5 in (1640 mm)
Ground Clearance	4.3 in (110 mm)

\* w/ Suntop  
\*\* w/o Suntop

WARRANTY

Warranty	2 years full warranty (Less wearable items) 5 years limited warranty (Motor and motor control unit)
----------	--



# UNRESTRAINED



#### ON BOARD CHARGING UNIT

With 110 - 220 Volt system voltage, recharge within 6-8 hours



#### 50 mi (80 KM) RANGE

With full charge  
50 mi (80 km) range



#### 0 EMISSION

100% electrical,  
environmentally friendly



#### REGENERATIVE BRAKING SYSTEM

Increase of efficiency in  
energy consumption



#### SOLID & AESTHETIC

With the dynamic and elegant  
design, all eyes are on you



#### AC MOTOR

Clean environment,  
high performance



# PC-H





## NEED

For those who need specially designed vehicles compatible for their age or physical condition PILOT CAR PC-H was produced. Even the smallest details were taken into consideration.

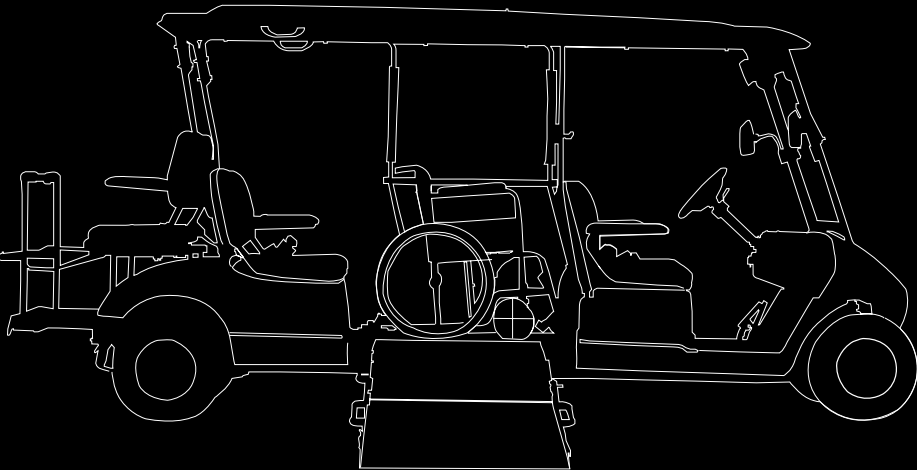
A PC-H with a wheelchair integrated structure will improve your quality of life.



# PC-H



PC-H



<b>POWER</b> ELECTRIC-48 V (AC)	
<b>Motor Power</b>	<b>AC</b>
	-6 kW (8.20 hp) Rated 12.46 kW (16.95 hp) Peak -10 kW (13.60 hp) Rated 22.43 kW (30.50 hp) Peak

<b>Battery</b>	8X6V TROJAN T-125 (11.52 kWh)
<b>Charge Unit</b>	DELTA-Q QuiQ 1000 Onboard Charge Unit 110-220 VAC@8 1A/48V

<b>Motor Control Unit</b>	<b>AC</b>
	CURTIS (450 A-650 A) SEVCON (450 A-650 A)

<b>STEERING &amp; SUSPENSION SYSTEM</b>	
<b>Steering</b>	Self-compensating double reduction helical rack-and-pinion
<b>Suspension Front</b>	Fully independent McPherson style strut suspension
<b>Suspension Rear</b>	Semi independent leaf springs w/dual hydraulic shocks

<b>BRAKE SYSTEM</b>	
<b>Service Brake</b>	Self adjusting mechanical, rear wheel drum brakes and regenerative braking Option: 4-wheel hydraulic drum brake system
<b>Parking Brake</b>	Foot actuated multi-lock parking brake Option: Elektromagnetic parking brake

<b>BODY &amp; CHASSIS</b>	
<b>Body</b>	Naturally colored Thermoplastic ABS White, Midnight Blue, Red
<b>Chassis</b>	Automotive style steel frame with high corrosion resistance Sanding /E-coating/ Static Wet Paint

<b>PERFORMANCE</b>	
<b>Max. Forward Speed</b>	15 mph - 22 mph* (24 kph - 35 kph*)
<b>Max. Reverse Speed</b>	5 mph (8 kph)
<b>Range</b>	50 mi (80 km)**
<b>Max. Gradeability</b>	25%
<b>Charge Time</b>	80% - 7 hrs 100% - 9 hrs
<b>Turning Radius</b>	18.3 ft (5.6 m)
* Adjustable ** EU: 134/2014	

<b>GENERAL</b>	
<b>Curb Weight</b>	1624 lb* (737 kg*)
<b>Passenger Capacity</b>	1+3 Passenger 1+5 Passenger Wheelchair
<b>Load Capacity</b>	1543 lb (700 kg)
<b>Tow Capacity</b>	3306 lb (1500 kg)
<b>Tyre Dimensions</b>	20.5 x 8-10 (6 ply)
* Standart Vehicle w/ batteries ** Only applied w/ lift kit option	

<b>DIMENSIONS</b> Standart Vehicle w/o Options	
<b>Length</b>	159.4 in (4050 mm)
<b>Width</b>	50.5 in (1285 mm)
<b>Height</b>	78.7 in (2000 mm)* 48 in (1220 mm)**
<b>Wheelbase</b>	130.7 in (3320 mm)
<b>Ground Clearance</b>	5.6 in (143 mm)
* w/ Suntop ** w/o Suntop	

<b>WARRANTY</b>	
<b>Warranty</b>	2 years full warranty (Less wearable items) 5 years limited warranty (Motor and motor control unit)



# OPTIONS

YOU CAN USE PILOT CAR WITH ANY PACKAGE AND HARDWARE OPTION YOU WANT.  
ALL YOU NEED TO DO IS EXAMINE THE VEHICLE OPTIONS AND ACCESSORIES IN DETAIL.





# BODY



Foldable Rear Seat



Polycarbon Foldable Windshield



Windshield Wiper



Aluminum Cargo Box



Sport Steering Wheel



Stretcher



Extended Suntop



Thermoplastic Cargo Box



Security Glass Windshield



Suntop



Rear View Mirrors



Side View Mirrors



Windshield Wash System



Facelift Front Body



Driver Protection Steel Plate



# TECHNOLOGY & SAFETY



Standard LED Lighting System



Halogen Driving Lights



LED Driving Lights



Digital Vehicle-Info Screen



Fire Extinguisher



USB 12V Input




External Heater



Waterproof Stereo-System



Automatic Battery Watering System



LED Beacon Light Amber



Additional Auxillary LED Light



Charger with External Display



LED Beacon Light Red-Blue



# SEAT



Golf Type Seat - Carbon Black



Golf Type Seat - Tobacco Colored



Golf Type Seat - Mocha Brown



Premium Seat - Tobacco Colored



Premium Seat - Carbon Black

# OFF-ROAD EQUIPMENT



Tow-hitch



Side step



Front Brush Guard



Lift Kit



# TYRES & WHEELS



On-road Tyres & 8" Aluminum Wheels



On-road Tyres & 10" Aluminum Wheels



Off-road Tyres & Wheels



Turf Tyres

# CARGO



Three Side Open Aluminum Cargo Box



Mesh Style Sided Steel Cargo Box



Closed Cargo Box



Gastrocar



# GOLF EQUIPMENT



Golf Basket and Bag Holder



Golf Bag Enclosure



Sand Box



Cool Box





BODY	PC-2	PC-4	PC-6	PC-W	PC-A	PC-H
Suntop	✓	✓	✓	✓	✓	✓
Extended Suntop <sup>(1)</sup>	✓	✓				
Security Glass Windshield	✓	✓	✓	✓	✓	✓
Polycarbon Foldable Windshield	✓	✓	✓	✓	✓	✓
Rear View Mirrors	✓	✓	✓	✓	✓	✓
Side View Mirrors	✓	✓	✓	✓	✓	✓
Windshield Wiper <sup>(2)</sup>	✓	✓	✓	✓	✓	✓
Windshield Wash System <sup>(3)</sup>	✓	✓	✓	✓	✓	✓
Foldable Rear Seat	✓	✓	✓			✓
Thermoplastic Cargo Box	✓	✓	✓			✓
Aluminum Cargo Box	✓	✓	✓			✓
Sport Steering Wheel	✓	✓	✓	✓	✓	✓
Facelift Front Body	✓	✓	✓	✓	✓	✓
Driver Protection Steel Plate				✓		
Stretcher					✓	
CARGO	PC-2	PC-4	PC-6	PC-W	PC-A	PC-H
3-Side Open Aluminum Cargo Box				✓		
Closed Cargo Box				✓		
Mesh Style Sided Steel Cargo Box				✓		
Gastrocar				✓		

TECHNOLOGY & SAFETY	PC-2	PC-4	PC-6	PC-W	PC-A	PC-H
Standard LED Lighting System	✓	✓	✓	✓	✓	✓
Halogen Driving Lights <sup>(4)</sup>	✓	✓	✓	✓	✓	✓
LED Driving Lights <sup>(5)</sup>	✓	✓	✓	✓	✓	✓
Additional Auxillary LED Light	✓	✓	✓	✓	✓	✓
Digital Vehicle-Info Screen <sup>(6)</sup>	✓	✓	✓	✓	✓	✓
LED Beacon Light - Amber	✓	✓	✓	✓		✓
LED Beacon Light - Red-Blue	✓	✓	✓	✓		✓
Waterproof Stereo-System	✓	✓	✓	✓		✓
Fire Extinguisher	✓	✓	✓	✓	✓	✓
USB 12V Input	✓	✓	✓	✓	✓	✓
Charger with External Display	✓	✓	✓	✓	✓	✓
External Heater	✓	✓	✓	✓	✓	✓
Automatic Battery Water Completion System	✓	✓	✓	✓	✓	✓
SEAT	PC-2	PC-4	PC-6	PC-W	PC-A	PC-H
Golf Type Seat - Carbon Black	✓	✓	✓	✓		✓
Golf Type Seat - Mocha Brown	✓	✓	✓	✓		✓
Golf Type Seat - Tobacco Colored	✓	✓	✓	✓		✓
Premium Seat - Carbon Black <sup>(7)</sup>	✓	✓	✓	✓	✓	✓
Premium Seat - Tobacco Colored <sup>(7)</sup>	✓	✓	✓	✓	✓	✓



OFF-ROAD EQUIPMENT	PC-2	PC-4	PC-6	PC-W	PC-A	PC-H
Lift Kit	✓	✓				
Front Brush Guard	✓	✓	✓	✓	✓	✓
Side step <sup>(8)</sup>	✓	✓				
Tow-hitch <sup>(9)</sup>	✓	✓	✓	✓		✓
GOLF EQUIPMENT	PC-2	PC-4	PC-6	PC-W	PC-A	PC-H
Golf Basket and Bag Holder	✓					
Cool Box	✓					
Sand Box	✓					
Golf Bag Enclosure	✓					
TYRES & WHEELS	PC-2	PC-4	PC-6	PC-W	PC-A	PC-H
On-road Tyres & 8" Aluminum Wheels	✓	✓			✓	
On-road Tyres & 10" Aluminum Wheels	✓	✓	✓	✓	✓	✓
Off-road Tyres & Wheels <sup>(10)</sup>		✓				
Turf Tyres		✓			✓	

## INFORMATION ABOUT OPTIONS

1- **Extended Suntop** Only Applied w/ Rear Foldable Seat

2- **Windshield Wiper** Only Applied w/ Security Glass Windshield.

3- **Windshield Wash System** Only Applied w/ Facelift Front Body

4- **Halogen Driving Lights** w/ LED DRL (Daytime Running Lights).

5- **LED Driving Lights** w/ LED DRL (Daytime Running Lights)

6- **Digital Vehicle-Info Screen** Only Applied w/ Lighting System

7- **Premium Seat** w/ 2-point seatbelt

8- **Side step** Only applied w/ lift kit.

9- **Tow-hitch** Not applied w/ foldable rear seat option

10- **Off-road Tyres & Wheels** Only applied w/ lift kit.

PILOTCAR reserves the right to make changes to this table.





## OUR INNOVATIONS TURNS INTO OUR HABITS

If you are going to add an innovation to your life;  
all details of it should be thought and designed.

Each one of the "PILOT CAR" we have manufactured  
since the year of 2011, is manufactured as taking  
high technology, advanced engineering, integrated  
production, accuracy and particularity as the basis.




To be able to offer you the comfort and matchless  
quality as a perfectionist engineering work...

" THAT'S WHY **PILOT CAR** WAS BORN! "





# WARRANTY

-  7/24 Technical support with expert team
-  5 years limited warranty (Motor and motor control unit)
-  2 years full warranty (Less wearable items)

# TRUST




# ! INFORMATION

All vehicles are designed for recreational areas. Please read the user manual carefully.

This catalog is for promotional purposes only, the information provided is subject to change without notice.

# AUTHORIZED SERVICES



Dealer and authorized services for United States of America.

[www.pilotcarev.com](http://www.pilotcarev.com)



Dealer and authorized services for Europe and other countries.

[www.pilotcar.com.tr](http://www.pilotcar.com.tr)







Electric Vehicles

### **TURKEY FACTORY**

**Telephone:** +90 224 411 02 86 - 87 **Fax:** +90 224 411 05 34

**Address:** Nilüfer Organize Sanayi Bölgesi N113 Sokak No: 3 Nilüfer / BURSA-TÜRKİYE

**e-mail:** info@pilotcar.com.tr

### **USA FACTORY**

**Telephone:** +1 (239) 243 80 23 **Fax:** +1 (239) 349 26 10

**Address:** 6293 Thomas Rd. Fort Myers FL 33912, USA

**e-mail:** sales@pilotcarev.com

### **BULGARIA OFFICE & WAREHOUSE**

**Telephone:** +359 876 20 36 94

**Address:** Bul. Tsar Bors III Obedinitel No:37 ap.88

PLOVDIV (International Fair) BULGARIA

**e-mail:** sales@pilotcar.com.tr



[www.pilotcarev.com](http://www.pilotcarev.com)  
[www.pilotcar.com.tr](http://www.pilotcar.com.tr)